

*Deer Creek Basketry Guild's*  
**Members' Basket Class Announcement**

**Pam Milat Classes at the Guild!**

Pam Milat will be teaching her beautiful baskets at the Guild on

**April 3, 4, 5, 2025**

**Registration Deadline: March 12, 2025**

<u>Date</u>	<u>Class</u>	<u>Cost</u>
Thurs, Apr 3: Choose from:	<u>Prissy</u> , Weaving Level: Intermediate 8 Hours	\$60.00
	<u>Variations</u> , Weaving Level: Intermediate 8 Hours	\$75.00
	<u>Whisp</u> , Weaving Level: All 6 Hours	\$62.00
Friday, Apr 4 Choose from:	<u>Dogwood Blossoms</u> , Weaving Level: Advanced 8 Hours	\$80.00
	<u>Black Velvet</u> , Weaving Level: Intermediate 6 Hours	\$65.00
	<u>Scalloped Cat</u> , Weaving Level: Advanced 8 Hours	\$90.00
Saturday, April 5 Choose From:	<u>Pinckney</u> , Weaving Level: Intermediate 4 Hours	\$50.00
	<u>Geometry</u> , Weaving Level: Intermediate 8 Hours	\$75.00

**Location:** Spenceola Clubhouse, 1999 Mardic Drive, Forest Hill, MD

*Potluck Lunch!*




To **REGISTER** email [dcbg@zoominternet.net](mailto:dcbg@zoominternet.net), which classes you want to register for. At that time, June will email you a registration form, which you will then mail your completed registration form and payment, payable to Deer Creek Basketry Guild or DCBG to June Hersey, 16092 Kline Young Rd, Stewartstown, PA 17363-9337

*Kits only are also available – order today, pick up at one of the classes.*

\*\*As with all “outside” teacher classes, when you register for a class, your registration fee is nonrefundable. You may find another Guild member to take your place or be given a kit.

A \$25.<sup>00</sup> Service Fee will be charged for any returned check.


## PAM MILAT CLASS CHOICES

Date	Class Description	
<p><b>Thursday,</b> April 3, 2025</p>	<p><b><u>PRISSY</u></b> – Weaving Level: Intermediate; Oval 7.5" L x 5.5 W x 4" H 8 hr class \$60.00 Woven on a wooden racetrack base, this multi-color reed basket provides the student with an array of dyed pieces to place in the order of their personal preference. Students will use 3-rod wale, overlays, twill, and twining techniques then finish their basket with a Gretchen rim. Some students may not complete all the multiple rows of the rim, but will have instruction and material to complete independently. Special Tools Required: None</p>	
	<p><b><u>VARIATIONS</u></b> – Weaving Level: Intermediate; 12" L x 9" W x 6" H 8 hr \$75.00 To complete this <u>double wall</u> basket, students will weave a 2/2 twill base, complete the inner wall of natural, then weave the outer wall with 7 varying shades of color interwoven with Japanese twill. Water Colors: Aquas/Blues/Greens</p>	
	<p><b><u>WHISP</u></b> – Weaving Level: All Levels 15" L x 13" W x 3.5" H 6 hr \$62.00 A whisp of the sea has blown in with this enchanting elbow basket. Woven with shades of teal and accented with seagrass, this basket is woven with the over/under and twining techniques, then embellished with a colorful starfish. 15" across. Special Tools Required: None</p>	

## PAM MILAT CLASS CHOICES

<p><b>Friday, April 4, 2025</b></p>	<p><b><u>DOGWOOD BLOSSOMS</u></b> – Weaving Level: Advanced 6 W x 8 L x 2.5 H 8 hr \$80.00          This eye-catching pictorial tray is designed to capture the spring beauty of the pink dogwood blossom. Experience with weaving twills from a chart is helpful. Not all students will finish rimming their basket within class but will have sufficient material and instruction to complete independently. <u>Special Tools</u> required: 2-3 Cloth spoke weight; 24-30 Gator Clips w/teeth; tapestry needle</p>	
	<p><b><u>BLACK VELVET</u></b> – Weaving Level: Intermediate 10.5"L x 8.5"W x 4,5"H 6 hr 65.00          This eye-catching basket is woven on an ebony stained ellipse base. Students will continuously weave a 7 spoke twill pattern to complete their basket. No Special Tools required.</p>	
	<p><b><u>SCALLOPED CAT</u></b> – Weaving Level: Advanced 8 W x 16 L x 10 H w/ handles 8 hr \$90.00          Woven on an 8" square hoop, the elegance of this all natural cathead market basket is sure to impress. Students will be challenged to maintain the cat head ears while weaving around their handle. The basket is finished with a wrapped handle and a scalloped braided rim.</p>	



<p><b>Saturday, April 5, 2025</b></p>	<p><b><u>PINCKNEY</u></b> – Weaving Level: Intermediate 6” L x 6” W x 4” H 4 hr \$50.00 In honor of Eliza Pinckney who introduced and cultivated the indigo plant in SC in the mid-1700’s, this small twill basket is woven with indigo dyed reed. Students will weave the side pattern from a color block chart. Not all students will complete the blanket-stitched rim during class time but will have sufficient instruction and material to do so independently. Special Tools Required: 2-3 cloth spoke weights; small clips</p>	
	<p><b><u>GEOMETRY</u></b> – Weaving Level: Intermediate 14” L x 10.5” W x 2.5” H 8 hr \$75.00 This dazzling tray is woven with black, natural and a bright color in the 1-3-5 twill style. It is the perfect paper tray size for an office desk or that of a favorite school teacher (designed for my daughter!!). This project may not be totally completed in class, but students will have all the needed materials and instruction to finish. Bright color choices aqua, red, orange, purple, Safire blue, bright green (shown). Special Tools Required: Tapestry needle; 2-3 cloth spoke weights; 24+ gator clips</p>	